

How to Adjust the High DPI Settings When Using a 4K or Hi-Resolution Screen

Last Modified on 07/20/2021 10:50 am EDT

How to Adjust the High DPI Settings When Using a 4K or Hi-Resolution Screen

It is possible when using a 4K or high-resolution display or laptop, you may need to adjust the High DPI scaling for best performance when using and viewing the Complete Control Program, URC Accelerator 3 and TC Flex 2 programs.

This article details the steps required to adjust you laptop or PC for this situation.

Note: This articles details a Windows 10 OS installation

Step #1:

Navigate to: *C:\Program Files (x86)\Universal Remote Control, Inc\Complete Control Program* (as shown below):

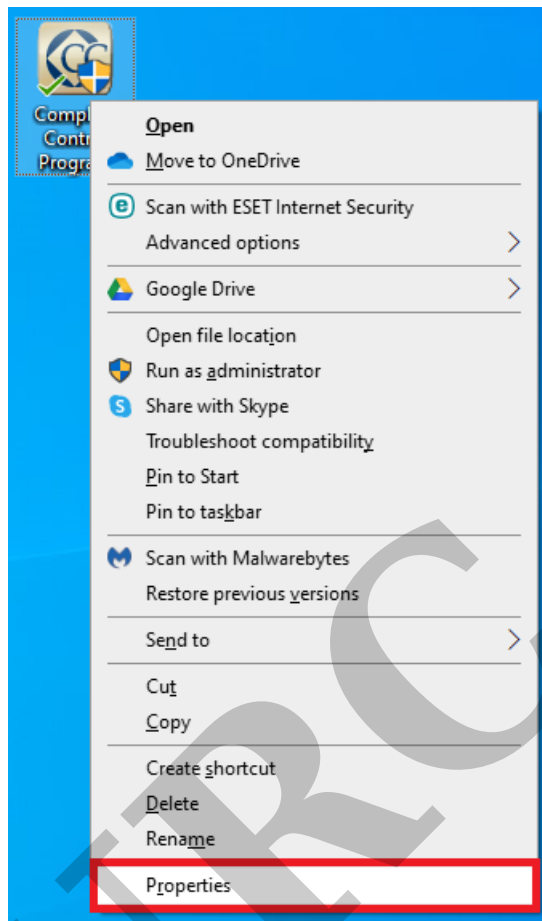
Note: This file path may vary based on the URC program you need to adjust.

URC

This PC > OS (C:) > Program Files (x86) > Universal Remote Control, Inc > Complete Control Program >

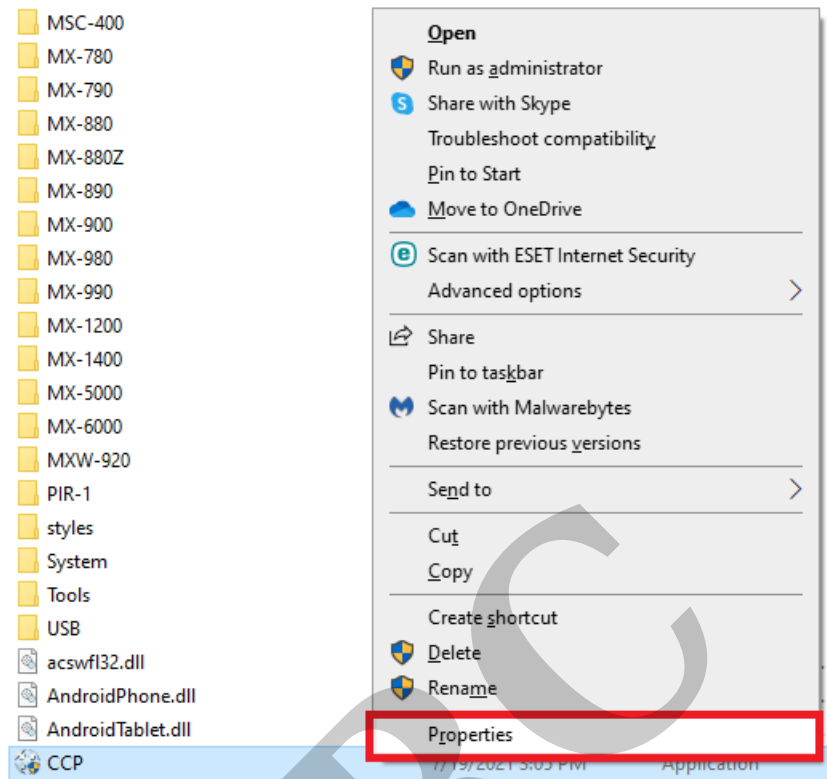
Name	Date modified	Type	Size
Help	2/11/2021 2:13 PM	File folder	
iPad	2/11/2021 2:13 PM	File folder	
iPhone	2/11/2021 2:13 PM	File folder	
KP-900	2/11/2021 2:13 PM	File folder	
KP-4000	2/11/2021 2:13 PM	File folder	
MRX-1	2/11/2021 2:13 PM	File folder	
MRX-2	2/11/2021 2:13 PM	File folder	
MRX-4IR	2/11/2021 2:17 PM	File folder	
MRZ-260	2/11/2021 2:13 PM	File folder	
MSC-400	2/11/2021 2:13 PM	File folder	
MX-780	2/11/2021 2:13 PM	File folder	
MX-790	2/11/2021 2:17 PM	File folder	
MX-880	2/11/2021 2:13 PM	File folder	
MX-880Z	2/11/2021 2:13 PM	File folder	
MX-890	2/11/2021 2:13 PM	File folder	
MX-900	2/11/2021 2:13 PM	File folder	
MX-980	2/11/2021 2:13 PM	File folder	
MX-990	2/11/2021 2:13 PM	File folder	
MX-1200	2/11/2021 2:13 PM	File folder	
MX-1400	7/19/2021 3:06 PM	File folder	
MX-5000	2/11/2021 2:13 PM	File folder	
MX-6000	2/11/2021 2:13 PM	File folder	
MXW-920	2/11/2021 2:13 PM	File folder	
PIR-1	2/11/2021 2:13 PM	File folder	
styles	7/19/2021 3:06 PM	File folder	
System	2/11/2021 2:17 PM	File folder	
Tools	2/11/2021 2:13 PM	File folder	
USB	2/11/2021 2:13 PM	File folder	
acswf132.dll	5/15/2008 8:49 PM	Application exten...	64 KB
AndroidPhone.dll	7/19/2021 3:05 PM	Application exten...	1,476 KB
AndroidTablet.dll	7/19/2021 3:05 PM	Application exten...	1,512 KB
CCP	7/19/2021 3:05 PM	Application	41 KB
CCP.info	7/19/2021 3:06 PM	INFO File	221 KB

Alternately, you can also right-click on the desktop shortcut for the appropriate URC program. This shortcut is usually on your PC desktop after a standard installation.



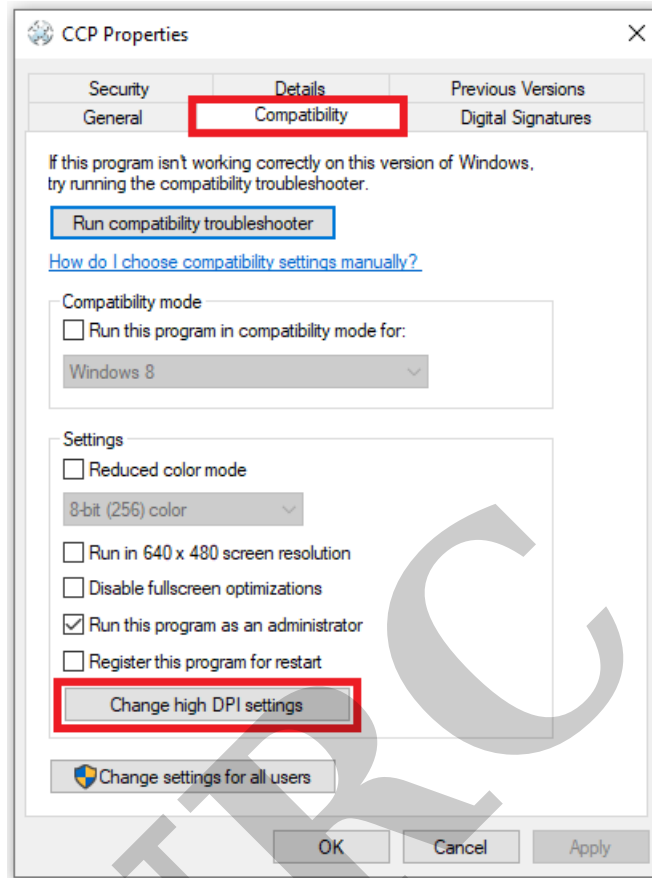
Step #2:

Right-click on the CCP application icon (or the appropriate URC program shortcut) and then select Properties (as shown below):



Step #3:

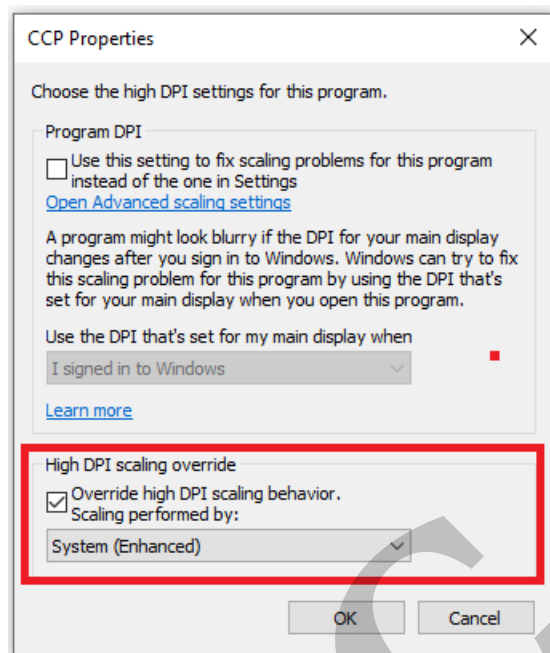
Click the **Compatibility** tab and then the **Change high DPI settings** button (as shown below):



Step #4:

Check the box for: **Override high DPI scaling behavior...**

In the drop down for: Scaling Performed By: choose Application, System or System (Enhanced). In most cases, System (Enhanced) yields the best results but this may require some experimentation depending on your specific laptop or PC system configuration (see image below):



Additional Information & Resources: