

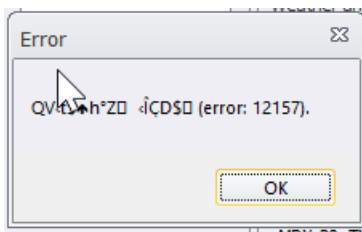
Logging Into Offsite Programming (Windows 11) Error 12157-TLS 1.0 Settings

Last Modified on 06/06/2023 5:31 pm EDT

Accelerator 3 and Flex 2 have experienced some errors when trying to log into Offsite Programming when using Microsoft Windows 11 and on rare occasions, Windows 10. This issue is related to Internet Properties settings for TLS 1.0.

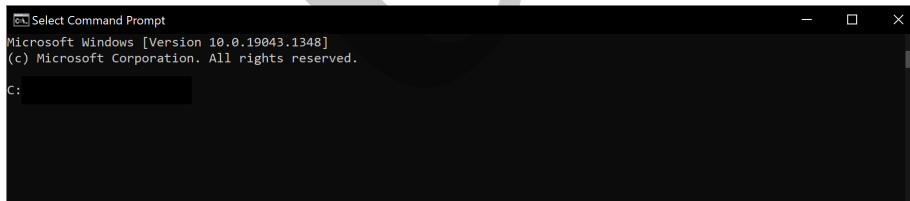
This also fixes the issue when downloading locally (on-site) with the Enable Offsite Programming box checked and receiving a "Can't connect to Server" error/message at the end of the download. If you are receiving an error message (shown below), please follow the steps below to resolve the issue.

Error: OVASeh"ZYONiCDSO(error:12157)



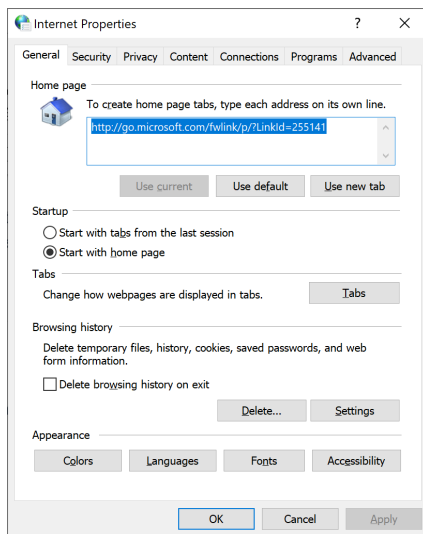
To Resolve Offsite Login Error 12157 - TLS 1.0 Error

1. In the search window of windows, type **CMND** to run command window, or find **Command Prompt** from within the **Windows Tools** folder of the **Start Menu**.

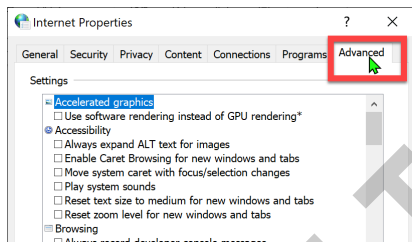


2. Type **inetcpl.cpl** in the window and click **ENTER**. An Internet Properties window is displayed

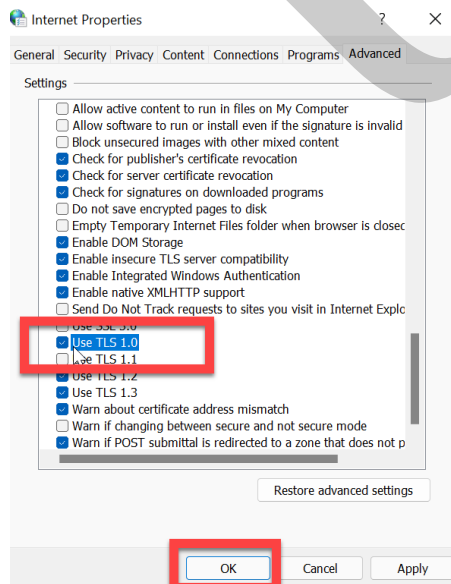




3. Click the **Advanced** tab



4. Scroll through the list and **enable (check) Use TLS 1.0**



5. Click **OK**

6. Open Accelerator 3 or Flex 2, and **Log into Offsite Programming**

Additional Information & Resources:

To learn more about Accelerator 3 configuration and programming, please see the Accelerator 3 online [Programming Guide](#).

URC